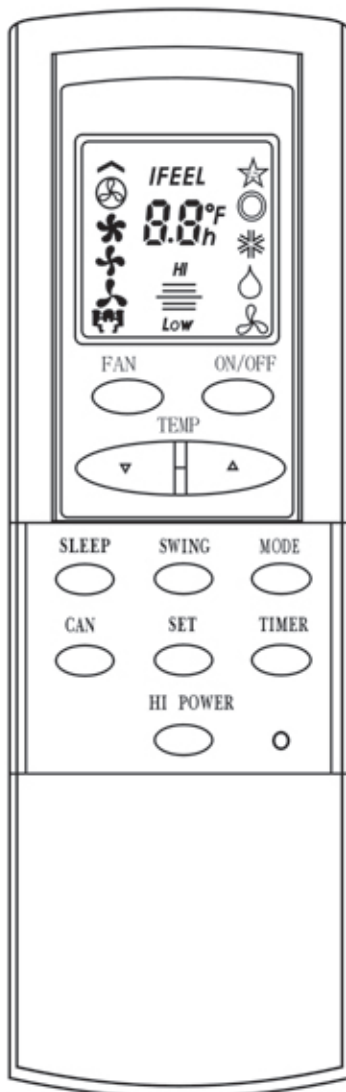



Timer Operation

You can set the timer-on or timer-off before you sleep or go home.




Setting the Timer-on


Press  button when the unit is running to set the timer-on.



Press  •  button to set the time.
Press once, the hour will change with 1 hour, the minute will change with 10 minutes.

• Cancelling the Timer-on


Press  button to cancel the timer-on setting .

Setting the Timer-off


Press  button when the unit is running to set the timer-off.

Press  •  button to set the time.
Press once, the hour will change with 1 hour, the minute will change with 10 minutes.

• Cancelling the Timer-off

Press  button to cancel the timer-off setting .

Program timer operation

- Time-on and timer-off can be set together, the near setting will take effect first.
(The  sign indicates the timer-off and timer-on operation order)
- The timer will not be accuracy if you do not adjust the clock on the remote controller.